

PIASTRA SPECIFICA - SPECIFIC PLATE  
 PLATINE SPECIFIQUE - SPEZIFISCHE PLATTE - PARRILLA ESPECÍFICA

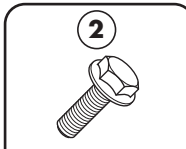
# BMW F800GS 2008

ISTRUZIONI DI MONTAGGIO - MOUNTING INSTRUCTIONS  
 INSTRUCCIONES DE MONTAJE - BAUANLEITUNG - INSTRUCCIONES DE MONTAJE



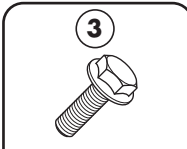
**1**  
**SUPPORTO**  
 SUPPORT  
 SUPPORT  
 HALTERUNG  
 SOPORTE

**Q.TY n.1**



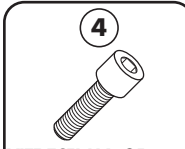
**2**  
**VITE TEF M8x60mm**  
 SCREW M8x60mm  
 VIS M8x60mm  
 SCHRAUBE M8x60mm  
 TORNILLO M8x60mm

**Q.TY n.2**



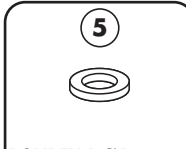
**3**  
**VITE TEF M8x55mm**  
 SCREW M8x55mm  
 VIS M8x55mm  
 SCHRAUBE M8x55mm  
 TORNILLO M8x55mm

**Q.TY n.2**




**4**  
**VITE TEF M6x35mm**  
 SCREW M6x35mm  
 VIS M6x35mm  
 SCHRAUBE M6x35mm  
 TORNILLO M6x35mm

**Q.TY n.4**



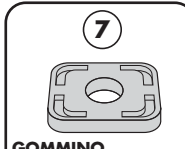
**5**  
**RONDELLA Ø6mm**  
 WASHER Ø6mm  
 RONDELLE Ø6mm  
 SCHEIBE Ø6mm  
 ARANDELA Ø6mm

**Q.TY n.4**



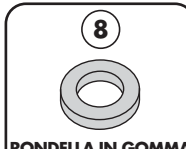
**6**  
**RONDELLA Ø6x20mm**  
 WASHER Ø6x20mm  
 RONDELLE Ø6x20mm  
 SCHEIBE Ø6x20mm  
 ARANDELA Ø6x20mm

**Q.TY n.4**



**7**  
**GOMMINO**  
 Z1822  
 RUBBER  
 CAOUTCHOUC  
 GUMMI  
 GOMA

**Q.TY n.4**



**8**  
**RONDELLA IN GOMMA**  
 Z1823  
 RUBBER WASHER  
 RONDELLE EN GOMME  
 GUMMISCHLEIBE  
 ARANDELA DE GOMA

**Q.TY n.4**




**9**  
**DISTANZIALE Ø11x1mm**  
 foro Ø6,5mm  
 V687  
 SPACER  
 ENTRETÔISE  
 DISTANZSTUECK  
 DISTANCIADOR

**Q.TY n. 4**



**10**  
**DISTANZIALE Ø16x32mm**  
 foro Ø8,5mm  
 V696  
 SPACER  
 ENTRETÔISE  
 DISTANZSTUECK  
 DISTANCIADOR

**Q.TY n. 2**




**11**  
**PIASTRA MONOKEY**  
 Z622M  
 PLATE  
 PLATINE  
 PLATTE  
 PARRILLA

**Q.TY n.1**



**12**  
**DADO A.B. M6**  
 FLANGIATO  
 BOLT M6  
 ECROU M6  
 MUTTER M6  
 TUERCA M6

**Q.TY n.4**



**13**  
**COPRIFORO**  
 Z621  
 BOLT CAP  
 CACHE TROU  
 STOPLOCK  
 TAPA AGUJERO

**Q.TY n.6**

