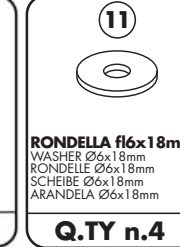
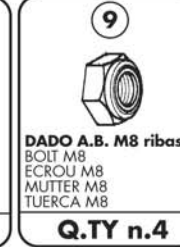
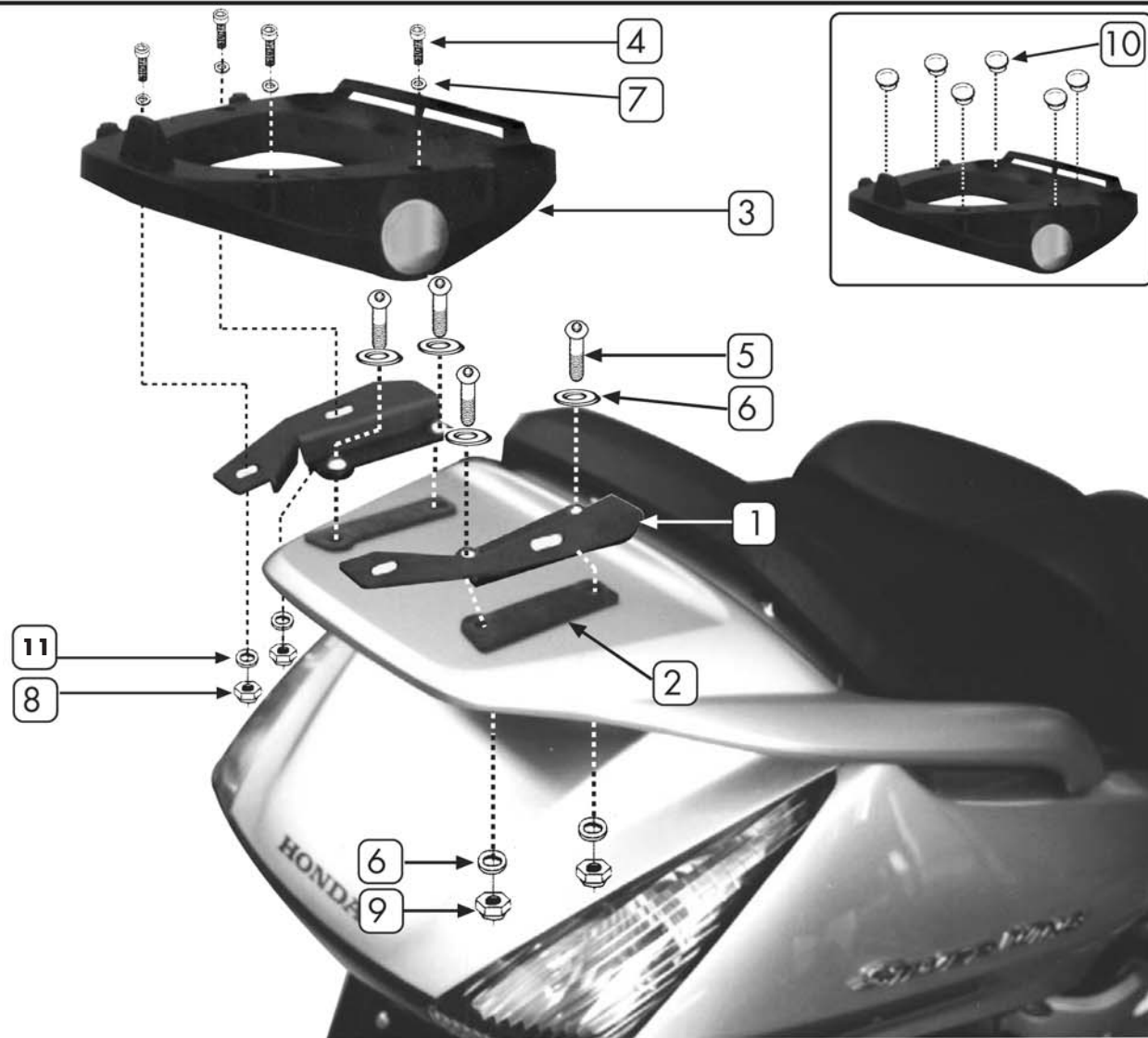
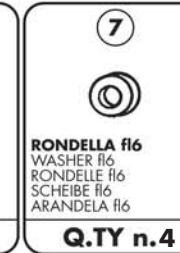



PORTAVALIGIA SPECIFICO - SPECIFIC CASE HOLDER
 PORTE-VALISE SP CIFIQUE - SPEZIFISCHER KOFFER-TR GER
 PORTA-EQUIPAJE ESPEC FICO

HONDA SilverWing 400/600cc

ISTRUZIONI DI MONTAGGIO - MOUNTING INSTRUCTIONS
 INSTRUCTIONS DE MONTAGE - BAUANLEITUNG - INSTRUCCIONES DE MONTAJE



FORARE IL MANIGLIONE (fl 8,5mm) NEI PUNTI PREMARCATI
 MAKE THE HANDLE (fl 8,5mm) IN THE MARKED POINTS
 PERCER LA POIGNEE POSTERIEURE OU EST MARQUE
 fl8,5mm LOCHER IN DEN GRIFF AUF DIE GEZEICHNETEN
 PUNKTE DUREICHNETEN
 TALADRAR (fl 8,5mm) LA MANEJA TRASERA DONDE ESTA
 MARCADO