

CFD FLOW SIMULATION

NAKED FRONT SPOILER

REF.20626

AERODYNAMIC TEST

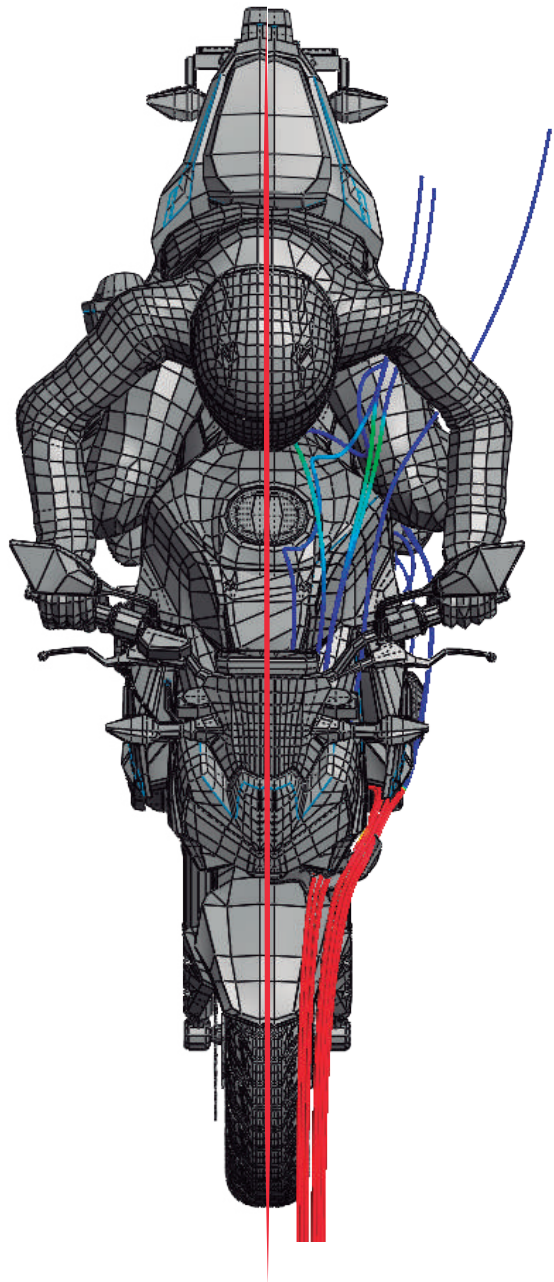
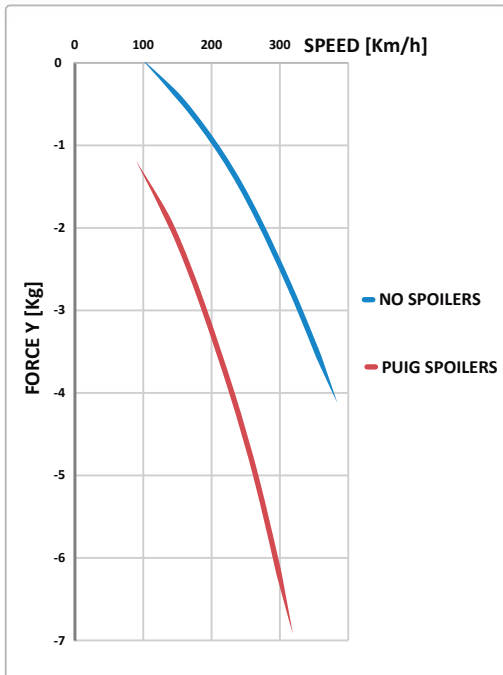
KAWASAKI Z900
2020 -



BIKE'S DOWNFORCE COMPARISON

WITHOUT SPOILER

PUIG SPOILER

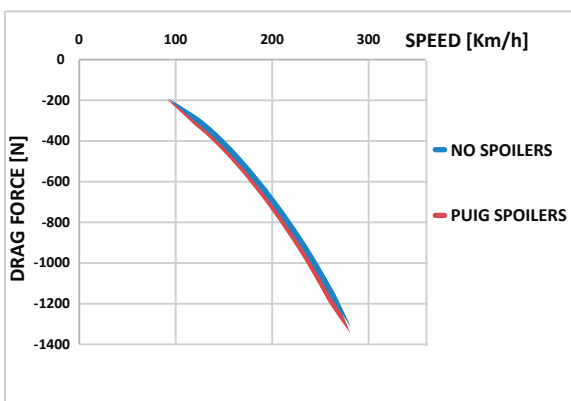


Downforce-Speed Chart Comparison:

In this chart we can see the force generated on the vertical axe, against the floor.

We can compare the forces that are generated by the bike with the *Puig* spoiler and without them.

DRAG FORCE



Drag force - Speed Chart:

On this chart we can see the force that our bike has to overcome to advance depending on the speed we are travelling at. As we can observe this force is practically the same with the *Puig* Front Spoiler.



SPOILER'S DOWNFORCE



Downforce-Speed Chart:

The force that the spoiler generate can be calculated by the difference of the results obtained in the previous chart.

